



Chp.de France Junior
Libre 3 officiel (LO3)
Résultats

Document 4

Sous réserve du contrôle technique ou d'incidents d'ordre sportif

Clt	N°	Pilote	Club	Ligue	Secteur 1	Secteur 2	Temps	Ecart	Interv.	Tour
1	20	PAPIN Lukas	Salbris	Centre	21.325	18.881	1:02.957			5
2	17	NICOULEAU William	Mantes	Ile de France	21.417	18.831	1:02.994	0.037	0.037	4
3	2	SPENLE Evan	Brétigny	Ile de France	21.372	18.931	1:03.018	0.061	0.024	5
4	21	UZAN Tom	Métropole	Haut de France	21.365	18.860	1:03.028	0.071	0.010	5
5	6	DROUX Damyen	Angerville	Ile de France	21.416	18.918	1:03.109	0.152	0.081	13
6	9	VAYRON Elliott	Sens-Paris	Ile de France	21.397	18.859	1:03.118	0.161	0.009	7
7	3	JAUBERT Mathys	Martique	PACAC	21.354	18.903	1:03.133	0.176	0.015	4
8	8	DURIANI Pierre-François	Salbris	Centre	21.542	18.948	1:03.137	0.180	0.004	6
9	5	PIN Doriane	Rosny	Ile de France	21.418	18.895	1:03.148	0.191	0.011	4
10	19	POULET Mathis	ACO	Bretagne PDL	21.518	18.896	1:03.166	0.209	0.018	4
11	12	COCHET Mathéo	Lyon KMC	Rhône Alpes	21.545	18.954	1:03.225	0.268	0.059	8
12	18	TANIC Craig	Martinique	Martinique	21.570	18.900	1:03.248	0.291	0.023	6
13	7	BESSON Hugo	Lommerange	Grand Est	21.451	18.850	1:03.249	0.292	0.001	4
14	10	DUVIGNAU Xavier	Biscarosse	Nouvel Aquitaine	21.498	19.014	1:03.257	0.300	0.008	5
15	15	MAGUET Sacha	Rosny	Ile de France	21.499	18.965	1:03.263	0.306	0.006	8
16	11	ZANFARI Suleiman	Maroc	Maroc	21.678	18.975	1:03.459	0.502	0.196	6
17	4	CAPIETTO Macéo	Dourdan	Ile de France	21.682	19.002	1:03.474	0.517	0.015	6
18	23	MARQUET Ayrton	Angerville	Ile de France	21.631	18.927	1:03.501	0.544	0.027	4
19	22	PALLOT Paul-Adrien	SK 31	Midi Pyrénées	21.591	19.044	1:03.561	0.604	0.060	4
20	14	DUFOUR Maxime	Istres	PACAC	21.695	18.955	1:03.589	0.632	0.028	4
21	24	ROCCADELLI Mattéo	Italie	Italie	21.723	19.003	1:03.807	0.850	0.218	5
22	16	ANDY Noah	KC Bourbon	Martinique	21.850	19.097	1:04.123	1.166	0.316	4


Départ : 06/04 - 17:29:18

Meilleur tour : N°20 PAPIN Lukas

1:02.957 85,77 Km/h

Météo : Soleil Air : 20°C Piste : Sèche

Salbris (Centre) 06-08/04/2018




Junior

Chp.de France Junior
Libre 3 officiel (LO3)
Best Sectors Analysis

Pour information, sans valeur officielle

S1			S2			S3			Ideal Lap Times					
Clt	N°	Temps	Clt	N°	Temps	Clt	N°	Temps		p-l	Ideal Lap	Best Lap	Diff.	
1	20	21.325	1	17	18.831	1	8	22.647	1	20	PAPIN Lukas	1:02.856	1:02.957	0.101
2	17	21.327	2	20	18.834	2	9	22.686	2	17	NICOULEAU William	1:02.904	1:02.994	0.090
3	6	21.350	3	21	18.837	3	20	22.697	3	9	VAYRON Elliott	1:02.942	1:03.118	0.176
4	3	21.354	4	7	18.850	4	2	22.706	4	2	SPENLE Evan	1:02.951	1:03.018	0.067
5	21	21.365	5	9	18.859	5	12	22.726	5	21	UZAN Tom	1:02.996	1:03.028	0.032
6	2	21.372	6	2	18.873	6	10	22.745	6	6	DROUX Damyen	1:03.043	1:03.109	0.066
7	7	21.394	7	5	18.887	7	17	22.746	7	7	BESSON Hugo	1:03.055	1:03.249	0.194
8	9	21.397	8	19	18.896	8	19	22.752	8	19	POULET Mathis	1:03.059	1:03.166	0.107
9	5	21.409	9	12	18.898	8	15	22.752	9	5	PIN Doriane	1:03.076	1:03.148	0.072
10	19	21.411	10	18	18.900	10	6	22.775	10	12	COCHET Mathéo	1:03.080	1:03.225	0.145
11	10	21.413	11	3	18.903	11	18	22.778	11	15	MAGUET Sacha	1:03.098	1:03.263	0.165
12	15	21.424	12	6	18.918	12	5	22.780	11	8	DURIANI Pierre-François	1:03.098	1:03.137	0.039
13	12	21.456	13	15	18.922	13	4	22.790	13	3	JAUBERT Mathys	1:03.133	1:03.133	
14	18	21.486	14	23	18.927	14	21	22.794	14	10	DUVIGNAU Xavier	1:03.136	1:03.257	0.121
15	8	21.503	15	8	18.948	15	11	22.806	15	18	TANIC Craig	1:03.164	1:03.248	0.084
16	22	21.513	16	14	18.955	16	7	22.811	16	4	CAPIETTO Macéo	1:03.337	1:03.474	0.137
17	23	21.535	17	11	18.975	17	22	22.855	17	23	MARQUET Ayrton	1:03.400	1:03.501	0.101
18	4	21.545	18	10	18.978	18	3	22.876	18	11	ZANFARI Suleiman	1:03.402	1:03.459	0.057
19	11	21.621	19	4	19.002	19	24	22.937	19	22	PALLOT Paul-Adrien	1:03.412	1:03.561	0.149
20	14	21.641	20	24	19.003	20	23	22.938	20	14	DUFOUR Maxime	1:03.535	1:03.589	0.054
21	24	21.700	21	22	19.044	21	14	22.939	21	24	ROCCADELLI Mattéo	1:03.640	1:03.807	0.167
22	16	21.731	22	16	19.097	22	16	23.176	22	16	ANDY Noah	1:04.004	1:04.123	0.119




Chp.de France Junior

Junior Libre 3 officiel (LO3)

Analyse des tours

Pour information, sans valeur officielle

Tours	Secteur 1	Secteur 2	Secteur 3	Temps au tour	Tours	Secteur 1	Secteur 2	Secteur 3	Temps au tour	Tours	Secteur 1	Secteur 2	Secteur 3	Temps au tour
N°2 SPENLE Evan					11	21.500	19.006	22.811	1:03.317	5	22.818	19.736	22.868	1:05.422
1	27.563	22.804	25.658	1:16.025	12	21.510	19.043	22.831	1:03.384	6	21.582	18.959	22.686	1:03.227
2	22.061	19.914	23.156	1:05.131	13	21.467	19.052	22.906	1:03.425	7	21.397	18.859	22.862	1:03.118
3	21.623	18.989	22.844	1:03.456	14	21.513	19.001	22.991	1:03.505	8	21.532	18.953	22.773	1:03.258
4	21.444	18.932	22.710	1:03.086	N°6 DROUX Damyen					9	21.500	18.982	23.082	1:03.564
5	21.372	18.931	22.715	1:03.018	1	36.338	27.750	28.515	1:32.603	10	21.628	19.080	22.888	1:03.596
6	21.470	18.940	22.706	1:03.116	2	22.047	19.276	23.136	1:04.459	11	21.526	18.996	22.911	1:03.433
7	21.557	18.935	22.845	1:03.337	3	21.592	18.951	22.871	1:03.414	12	21.718	19.002	22.761	1:03.481
8	21.480	19.045	22.887	1:03.412	4	21.350	18.920	22.896	1:03.166	13	21.506	19.035	22.807	1:03.348
9	21.543	19.092	22.788	1:03.423	5	21.380	19.050	22.858	1:03.288	14	21.477	19.107	22.910	1:03.494
10	21.457	18.992	22.823	1:03.272	6	21.470	18.943	22.802	1:03.215	N°10 DUVIGNAU Xavier				
11	21.489	19.079	22.907	1:03.475	7	21.682	19.794	22.933	1:04.409	1	33.736	20.482	26.066	1:20.284
12	21.553	19.050	22.887	1:03.490	8	21.448	19.140	22.823	1:03.411	2	27.296	21.882	24.980	1:14.158
13	21.517	18.873	22.785	1:03.175	9	21.425	18.926	22.843	1:03.194	3	21.726	19.028	22.948	1:03.702
14	21.464	18.988	22.894	1:03.346	10	21.414	19.074	22.844	1:03.332	4	21.438	19.037	22.788	1:03.263
N°3 JAUBERT Mathys					11	21.406	18.993	22.847	1:03.246	5	21.498	19.014	22.745	1:03.257
1	33.918	25.096	30.120	1:29.134	12	22.215	19.002	22.789	1:04.006	6	21.495	18.978	22.824	1:03.297
2	22.875	19.573	23.272	1:05.720	13	21.416	18.918	22.775	1:03.109	7	21.581	19.137	24.248	1:04.966
3	21.585	18.996	22.896	1:03.477	14	21.504	18.926	22.845	1:03.275	8	21.516	19.459	22.959	1:03.934
4	21.354	18.903	22.876	1:03.133	N°7 BESSON Hugo					9	21.498	19.038	22.974	1:03.510
5	21.403	22.003	26.734	1:10.140	1	27.034	21.649	25.695	1:14.378	10	21.420	19.012	22.898	1:03.330
6	21.713	19.145	23.036	1:03.894	2	22.097	19.711	23.246	1:05.054	11	21.420	19.095	22.905	1:03.420
7	21.605	19.197	23.018	1:03.820	3	21.605	19.083	22.970	1:03.658	12	21.663	19.304	22.936	1:03.903
8	23.168	22.104	23.253	1:08.525	4	21.451	18.850	22.948	1:03.249	13	21.578	19.069	22.891	1:03.538
9	21.751	19.226	23.178	1:04.155	5	21.577	19.368	22.849	1:03.794	14	21.413	19.245	23.175	1:03.833
10	21.609	19.137	23.082	1:03.828	6	21.432	19.015	22.933	1:03.380	N°11 ZANFARI Suleiman				
11	21.716	19.131	23.011	1:03.858	7	21.456	18.959	22.930	1:03.345	1	25.032	21.882	24.507	1:11.421
12	21.598	19.082	22.941	1:03.621	8	21.394	19.175	23.089	1:03.658	2	22.050	19.220	22.985	1:04.255
N°4 CAPIETTO Macéo					9	21.608	19.146	23.006	1:03.760	3	21.693	19.037	22.833	1:03.563
1	31.282	24.545	24.007	1:19.834	10	21.676	19.040	22.811	1:03.527	4	21.623	19.109	22.825	1:03.557
2	22.059	19.187	23.106	1:04.352	11	21.581	19.034	23.021	1:03.636	5	22.018	19.190	22.831	1:04.039
3	21.636	19.115	22.990	1:03.741	12	21.603	19.009	23.041	1:03.653	6	21.678	18.975	22.806	1:03.459
4	21.545	19.047	22.946	1:03.538	13	21.548	19.119	23.024	1:03.691	7	21.646	19.129	22.895	1:03.670
5	21.625	19.137	22.986	1:03.748	14	21.507	19.097	22.976	1:03.580	8	21.722	20.125	24.902	1:06.749
6	21.682	19.002	22.790	1:03.474	N°8 DURIANI Pierre-François					9	22.018	19.228	23.000	1:04.246
7	21.556	19.127	22.854	1:03.537	1	26.653	21.028	23.963	1:11.644	10	21.850	19.055	22.892	1:03.797
8	21.555	19.117	23.259	1:03.931	2	21.869	19.136	22.909	1:03.914	11	21.723	19.030	22.910	1:03.663
9	35.687	20.516	23.407	1:19.610	3	21.523	18.949	22.854	1:03.326	12	21.621	19.107	22.914	1:03.642
10	22.065	19.460	23.055	1:04.580	4	21.584	18.992	22.832	1:03.408	13	22.012	19.075	22.935	1:04.022
11	21.851	19.143	22.977	1:03.971	5	21.542	19.017	22.671	1:03.230	14	21.635	19.135	22.917	1:03.687
12	21.817	19.208	23.033	1:04.058	6	21.542	18.948	22.647	1:03.137	N°12 COCHET Mathéo				
13	21.599	19.168	23.018	1:03.785	7	21.530	18.970	22.753	1:03.253	1	26.787	21.407	24.518	1:12.712
14	21.717	19.010	23.112	1:03.839	8	21.503	19.010	22.826	1:03.339	2	22.051	19.258	23.100	1:04.409
N°5 PIN Doriane					9	21.563	19.031	22.787	1:03.381	3	21.659	18.964	22.856	1:03.479
1	26.353	26.940	26.717	1:20.010	10	21.714	19.107	22.848	1:03.669	4	21.484	18.898	22.909	1:03.291
2	21.933	19.110	23.002	1:04.045	11	21.589	19.467	23.042	1:04.098	5	21.456	18.952	22.819	1:03.227
3	21.492	18.887	22.870	1:03.249	12	21.527	19.077	22.785	1:03.389	6	21.487	18.971	22.786	1:03.244
4	21.418	18.895	22.835	1:03.148	13	21.781	19.450	23.048	1:04.279	7	21.463	19.008	22.834	1:03.305
5	21.409	18.938	22.823	1:03.170	14	21.592	19.056	23.639	1:04.287	8	21.545	18.954	22.726	1:03.225
6	21.443	21.561	25.788	1:08.792	N°9 VAYRON Elliott					9	21.535	19.005	22.838	1:03.378
7	21.540	19.027	22.849	1:03.416	1	31.354	24.635	30.840	1:26.829	10	21.636	19.557	22.932	1:04.125
8	21.506	19.105	22.837	1:03.448	2	27.483	21.619	24.835	1:13.937	11	21.513	19.009	22.908	1:03.430
9	21.541	18.995	22.834	1:03.370	3	21.742	18.877	22.835	1:03.454	12	21.538	19.023	23.035	1:03.596
10	21.442	18.971	22.780	1:03.193	4	21.488	18.873	22.883	1:03.244	13	21.676	20.752	23.060	1:05.488



Chp.de France Junior

Junior Libre 3 officiel (LO3)

Analyse des tours

Pour information, sans valeur officielle

Tours	Secteur 1	Secteur 2	Secteur 3	Temps au tour	Tours	Secteur 1	Secteur 2	Secteur 3	Temps au tour	Tours	Secteur 1	Secteur 2	Secteur 3	Temps au tour
14	21.995	19.109	23.011	1:04.115	8	21.408	19.026	22.922	1:03.356	N°21 UZAN Tom				
N°14 DUFOUR Maxime					9	21.629	19.061	22.860	1:03.550	1	25.898	20.954	24.024	1:10.876
1	33.297	21.589	24.250	1:19.136	10	21.530	18.913	22.904	1:03.347	2	21.755	19.182	22.956	1:03.893
2	23.714	19.448	23.305	1:06.467	11	21.548	18.962	22.960	1:03.470	3	21.500	19.001	22.904	1:03.405
3	21.761	18.994	23.078	1:03.833	12	21.507	18.938	22.843	1:03.288	4	21.589	18.871	22.874	1:03.334
4	21.695	18.955	22.939	1:03.589	13	21.592	19.023	22.892	1:03.507	5	21.365	18.860	22.803	1:03.028
5	22.097	19.228	23.104	1:04.429	14	21.559	19.072	22.919	1:03.550	6	21.484	18.837	22.794	1:03.115
6	21.732	19.181	23.061	1:03.974	N°18 TANIC Craig					7	21.436	18.870	22.890	1:03.196
7	21.719	18.974	23.023	1:03.716	1	26.575	21.430	24.419	1:12.424	8	21.427	19.002	22.857	1:03.286
8	21.641	19.051	23.034	1:03.726	2	22.455	19.169	22.980	1:04.604	9	21.611	18.897	22.861	1:03.369
9	21.825	19.157	23.196	1:04.178	3	21.638	19.339	23.074	1:04.051	10	21.569	18.941	22.929	1:03.439
10	21.779	19.162	23.327	1:04.268	4	21.554	19.058	22.880	1:03.492	11	21.456	18.870	22.913	1:03.239
11	21.709	19.152	23.102	1:03.963	5	21.486	18.975	22.981	1:03.442	12	21.576	18.978	22.877	1:03.431
12	21.724	19.183	23.143	1:04.050	6	21.570	18.900	22.778	1:03.248	13	21.514	18.985	23.065	1:03.564
13	21.751	19.048	23.109	1:03.908	7	21.541	18.951	22.848	1:03.340	14	21.852	19.154	22.976	1:03.982
14	21.713	19.145	23.245	1:04.103	8	21.579	19.134	23.482	1:04.195	N°22 PALLOT Paul-Adrien				
N°15 MAGUET Sacha					9	21.691	19.036	22.911	1:03.638	1	26.928	21.650	24.647	1:13.225
1	36.260	28.028	28.419	1:32.707	10	21.663	18.951	22.924	1:03.538	2	24.887	20.050	23.463	1:08.400
2	22.243	19.169	23.066	1:04.478	11	21.590	19.081	22.897	1:03.568	3	22.114	19.186	22.991	1:04.291
3	21.468	18.999	22.975	1:03.442	12	21.827	19.056	22.864	1:03.747	4	21.591	19.044	22.926	1:03.561
4	21.450	19.012	22.828	1:03.290	13	21.591	18.975	22.933	1:03.499	5	21.513	19.206	22.927	1:03.646
5	21.655	19.013	22.791	1:03.459	14	21.544	19.074	22.944	1:03.562	6	21.723	19.305	22.904	1:03.932
6	21.581	18.967	22.752	1:03.300	N°19 POULET Mathis					7	21.621	19.065	23.064	1:03.750
7	21.424	19.043	22.956	1:03.423	1	25.493	21.470	24.528	1:11.491	8	21.680	19.230	23.088	1:03.998
8	21.499	18.965	22.799	1:03.263	2	21.864	19.316	23.147	1:04.327	9	21.737	19.213	22.972	1:03.922
9	21.567	19.034	23.056	1:03.657	3	21.528	19.041	22.883	1:03.452	10	21.710	19.202	22.855	1:03.767
10	21.565	19.050	23.003	1:03.618	4	21.518	18.896	22.752	1:03.166	11	21.599	19.184	23.037	1:03.820
11	21.538	18.958	23.070	1:03.566	5	21.411	19.033	22.765	1:03.209	12	21.733	19.168	23.006	1:03.907
12	21.504	18.934	22.840	1:03.278	6	21.636	18.993	22.824	1:03.453	13	21.731	19.194	22.987	1:03.912
13	21.588	18.922	22.853	1:03.363	7	21.445	18.915	22.822	1:03.182	14	21.697	19.232	22.978	1:03.907
14	21.464	18.975	22.943	1:03.382	8	21.563	18.993	22.795	1:03.351	N°23 MARQUET Ayrton				
N°16 ANDY Noah					9	21.437	19.075	22.867	1:03.379	1	27.189	21.308	26.049	1:14.546
1	29.367	21.483	24.173	1:15.023	10	22.163	19.893	22.965	1:05.021	2	22.719	19.304	23.339	1:05.362
2	22.507	19.632	23.590	1:05.729	11	21.411	19.082	22.972	1:03.465	3	21.775	19.238	23.001	1:04.014
3	22.222	19.544	23.300	1:05.066	12	21.473	19.052	23.002	1:03.527	4	21.631	18.927	22.943	1:03.501
4	21.850	19.097	23.176	1:04.123	13	21.589	19.081	22.905	1:03.575	5	21.544	19.138	23.042	1:03.724
5	21.731	19.382	23.587	1:04.700	14	21.517	18.970	22.875	1:03.362	6	21.607	19.460	23.258	1:04.325
6	22.228	19.151	23.285	1:04.664	N°20 PAPIN Lukas					7	21.637	18.985	23.041	1:03.663
7	22.080	19.259	23.470	1:04.809	1	26.598	21.467	24.396	1:12.461	8	21.677	19.094	22.980	1:03.751
8	22.300	19.475	23.543	1:05.318	2	23.210	20.004	23.551	1:06.765	9	21.637	19.136	22.938	1:03.711
9	23.432	20.441	25.335	1:09.208	3	21.834	19.028	23.064	1:03.926	10	21.710	19.382	23.331	1:04.423
10	23.428	19.599	23.967	1:06.994	4	21.482	18.834	22.758	1:03.074	11	21.535	18.968	23.035	1:03.538
11	23.074	19.668	23.595	1:06.337	5	21.325	18.881	22.751	1:02.957	12	21.604	19.082	23.061	1:03.747
12	22.834	19.765	23.801	1:06.400	6	21.555	18.928	22.774	1:03.257	13	21.605	19.149	22.993	1:03.747
13	22.152	19.390	23.544	1:05.086	7	21.433	18.844	22.697	1:02.974	14	21.616	19.293	23.146	1:04.055
14	21.899	19.184	23.486	1:04.569	8	21.343	19.081	23.460	1:03.884	N°24 ROCCADELLI Mattéo				
N°17 NICOLEAU William					9	21.698	19.090	22.800	1:03.588	1	28.934	21.432	24.224	1:14.590
1	27.291	22.728	26.080	1:16.099	10	21.527	19.078	22.907	1:03.512	2	22.808	19.263	23.280	1:05.351
2	23.137	21.237	23.455	1:07.829	11	21.468	19.022	23.026	1:03.516	3	21.954	19.193	23.066	1:04.213
3	21.795	19.005	23.006	1:03.806	12	21.421	18.910	22.832	1:03.163	4	21.700	19.151	23.130	1:03.981
4	21.417	18.831	22.746	1:02.994	13	21.509	18.935	22.829	1:03.273	5	21.723	19.003	23.081	1:03.807
5	21.327	18.964	22.855	1:03.146	14	21.435	18.882	22.791	1:03.108	6	21.857	19.148	22.942	1:03.947
6	21.562	18.857	22.864	1:03.283						7	21.818	19.207	23.023	1:04.048
7	21.411	18.922	22.881	1:03.214						8	21.826	19.146	22.937	1:03.909



Junior

Chp.de France Junior
Libre 3 officiel (LO3)
Analyse des tours

Pour information, sans valeur officielle

Tours	Secteur 1	Secteur 2	Secteur 3	Temps au tour
9	22.464	19.252	23.002	1:04.718
10	21.844	19.227	22.982	1:04.053
11	21.726	19.233	23.001	1:03.960
12	22.070	19.220	23.079	1:04.369
13	21.766	19.305	23.143	1:04.214
14	21.886	19.239	22.991	1:04.116